

YOKOHAMA

MOTORSPORT TYRES 2024



ADVAN



RACING TYRES



RADIAL

ADVAN
A005

ADVAN
A006



A006F/A006Y

A006N

A006G/A006C



for GT CARS

INCH	SIZE	COMPOUND			OVERALL DIAMETER (mm)	TREAD WIDTH (mm)	SECTION WIDTH (mm)	RECOMMENDED RIM WIDTH
		A40	A60	A80				
19	330/710R19	N2894			708	339	350	13
	310/690R19	N3129			687	271	298	11
	300/690R19	N3143			687	268	293	10.5
	260/660R19	N3004			660	228	250	9
18	330/710R18	N2888	N2889	N2890	708	338	355	13
	280/710R18	N3142			709	261	301	11
	300/680R18	N2855	N2856	N2857	682	308	332	12
	280/680R18	N2270	N3113	N2595	682	284	299	11
	320/650R18	N3139			654	325	341	13
	300/650R18	N2844	N2845	N2846	650	305	330	12
	280/650R18	N3141	N3066	N3063	649	287	303	11
	250/650R18	N2472	N2596	N2372	650	269	273	10
	250/640R18	N3140			640	253	270	9.5
	240/640R18	N2506			640	239	244	9

INCH	SIZE	COMPOUND		OVERALL DIAMETER (mm)	TREAD WIDTH (mm)	SECTION WIDTH (mm)	RECOMMENDED RIM WIDTH
		W40	W60				
19	330/710R19	N2793		709	333	345	13
	310/690R19	N2939		689	271	299	11
	300/690R19	N2908		689	268	291	10.5
	260/660R19	N2937		662	228	249	9
18	320/710R18	N2924		709	333	353	13
	280/710R18	N2837		709	281	304	11
	300/680R18	N2791		683	308	331	12
	280/680R18	N2784		684	277	303	11
	300/650R18	N2790		653	312	328	12
	280/650R18	N2923		651	278	301	11
	250/650R18	N2320		653	250	270	10
	250/640R18	N2704		644	253	264	9.5
240/640R18	N2502		644	220	243	9	

for TOURING CARS

INCH	SIZE	COMPOUND			OVERALL DIAMETER (mm)	TREAD WIDTH (mm)	SECTION WIDTH (mm)	RECOMMENDED RIM WIDTH
		S	M	H				
18	260/670R18	N2698			672	265	269	9.5
	250/660R18	N2401			657	265	265	9.5
17	260/640R17	N2392			640	253	275	10
	240/640R17	N2394			640	233	253	9
	240/610R17	N3003	N2756		609	235	248	9
	230/610R17	N2912	N2794	N2795	607	231	240	9
	210/610R17	N2203	N2614	N2202	608	222	224	8
16	210/580R16	N2465			580	216	227	8
	190/580R16	N2454			581	196	203	7
15	190/580R15	N3282			576	206	216	7
	190/560R15	N2379			561	196	208	7

INCH	SIZE	COMPOUND	OVERALL DIAMETER (mm)	TREAD WIDTH (mm)	SECTION WIDTH (mm)	RECOMMENDED RIM WIDTH
		H				
18	250/660R18	N2403	654	246	259	9.5
17	260/640R17	N2397	639	253	273	10
	240/640R17	N2398	640	229	249	9
	240/610R17	N2757	607	232	247	9
	230/610R17	N2337	607	236	244	9
	210/610R17	N2610	612	212	222	8
16	190/580R16	N2456	578	194	206	7
15	190/580R15	N2148	578	194	210	7
	190/560R15	N2457	560	199	209	7

ADVAN
A054



for RALLY-CROSS

INCH	SIZE	DESIGN	COMPOUND	OVERALL DIAMETER (mm)	TREAD WIDTH (mm)	SECTION WIDTH (mm)	RECOMMENDED RIM WIDTH
			M				
17	230/640R17	A054	N3034	646	232	237	8



RALLY TYRES



ADVAN A053




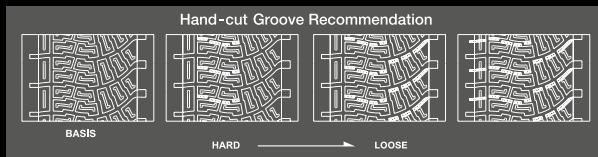
INCH	SIZE	COMPOUND		OVERALL DIAMETER (mm)	TREAD WIDTH (mm)	SECTION WIDTH (mm)	RECOMMENDED RIM WIDTH
		LEFT	RIGHT				

15	180/650R15	N3125	N3124	648	180	224	7
----	------------	-------	-------	-----	-----	-----	---

INCH	SIZE	COMPOUND				OVERALL DIAMETER (mm)	TREAD WIDTH (mm)	SECTION WIDTH (mm)	RECOMMENDED RIM WIDTH
		A30		A50					
		LEFT	RIGHT	LEFT	RIGHT	LEFT	RIGHT		

15	180/650R15			N3029	N3030	N3031	N3032	648	180	224	7
	170/650R15 *	N3021	N3022					644	172	224	7
	160/640R15	N3194	N3195			N3198	N3199	642	157	202	6
	150/625R15	N3017	N3018	N3019	N3020			625	150	198	6

LEFT = A053L, RIGHT = A053R * = Gravel Rally for S2000




ADVAN A035



INCH	SERIES (%)	SIZE	COMPOUND			OVERALL DIAMETER (mm)	TREAD WIDTH (mm)	SECTION WIDTH (mm)	RECOMMENDED RIM WIDTH
			A30	A50	A70				

15	60	185/60R15 84Q	N2434			600	150	190	5.5
14	65	175/65R14 82Q	N1996	N1997		596	147	182	5
		185/65R14 86Q			* N1995				
13	65	165/65R13 77Q	N2010			551	138	172	5
	70	185/70R13 86Q	N2105						

* : NO BAR-CODE



A053/A035 COMPOUND MAP

Road Temperature (C°)	SS Distance					
	~10 km	~20 km	~30 km	~40 km	~50 km	50 km~
60	A70	A70	A70	A70	A70	A70
50	A70	A70	A70	A70	A70	A70
40	A50	A50	A70	A70	A70	A70
30	A30	A50	A50	A70	A70	A70
20	A30	A30	A50	A50	A50	A70
10	A30	A30	A30	A30	A50	A50

ADVAN A036



ADVAN A031



INCH	SERIES (%)	SIZE	OVERALL DIAMETER (mm)	TREAD WIDTH (mm)	SECTION WIDTH (mm)	RECOMMENDED RIM WIDTH
------	------------	------	-----------------------	------------------	--------------------	-----------------------

15	60	185/60R15 84Q	N2446	601	187	206	6.5
	65	205/65R15 94Q	N2447	648	206	224	7
		205/65R15 94Q	N2370	659	132	195	6

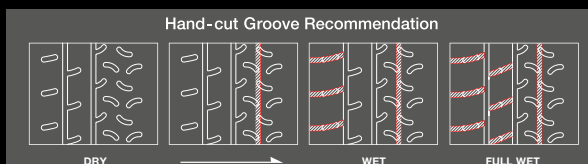
* : NO BAR-CODE ◇ : ADVAN A036 □ : ADVAN A031

ADVAN A051T



INCH	SIZE	COMPOUND			OVERALL DIAMETER (mm)	TREAD WIDTH (mm)	SECTION WIDTH (mm)	RECOMMENDED RIM WIDTH
		SS	S	M				

18	210/650R18	N2934	N2935	N2936	648	208	224	8
17	210/625R17	N3035	N3036	N3037	624	209	221	8
	190/625R17	N2974	N2975	N2976	625	185	200	7
16	190/600R16	N2955	N2956	N2957	600	185	198	6.5
15	190/580R15	N3038	N3039	N3040	581	186	196	6.5



A051T COMPOUND MAP

Road Temperature (C°)	SS Distance					
	~10 km	~20 km	~30 km	~40 km	~50 km	50 km~
60	H	H	H	H	H	H
50	M	M	H	H	H	H
40	S	M	M	M	M	H
30	S	S	S	M	M	M
20	S	S	S	S	M	M
10	SS	S	S	S	S	S
0	SS	SS	S	S	S	S
-10	SS	SS	SS	S	S	S

A brief History of Motorsport: Winning in Red and Black



YOKOHAMA has been active in Motorsports for over half a century. Right from the beginning, we adopted a simple yet stunning black and red combination as our team colours. The combination represents our passion (red) and the asphalt (black) of the race track. The colouring became known as the “Red in Black ADVAN Colour”. Going forward, Motorsports will remain one of our core corporate activities, as we see the race track as an important venue for technological development as well as the ideal place to display the YOKOHAMA fighting spirit. YOKOHAMA is truly a household name within Motorsports and its range of ADVAN Tyres can provide the Control Tyre for World Championships and International top level Motorsport competitions.

YOKOHAMA, AS ONE OF THE LEADING TYRE MANUFACTURERS IN THE WORLD, IS AND HAS BEEN INVOLVED AT THE VERY TOP LEVEL OF PROFESSIONAL MOTORSPORTS AS OFFICIAL TYRE SUPPLIER FOR A WIDE RANGE OF CHAMPIONSHIPS AROUND THE WORLD.

YOKOHAMA USER INFORMATION

YOKOHAMA is the name that should come to mind for the racing enthusiasts that want the best tyre to meet their needs. We offer a wide range of tyres for almost every automotive competition. Regardless of your area of interest, we have teams of professionals working year-round in the development, testing and manufacture of new tyre designs that provide the additional edge you need to lead field.

Tyre Use

YOKOHAMA Motorsports tyres are manufactured solely for competition. The tyres are produced with specially designed patterns and compounds, and they are not suitable for public road use. YOKOHAMA recommends using YOKOHAMA Motorsports tyres only for the intended uses for each pattern, and please remember such tyres are made for competition and therefore carry no warranty.

Tyre Size Designation

Tyre size designation shows normal tread width in mm / overall tyre diameter in mm and nominal rim diameter in inch (e.g.230/610R17). The dimensions of a competition tyre are given as an inflated tyre with unloaded conditions.

Tyre Care

Keep your tyres away from direct sunlight and locations with high temperature, high moisture, heavy electrical machinery, welders, etc. Tyres should preferably be stored in a cool, dry and dark room with a controlled environment.

Mounting

Motorsports tyres require special care when being mounted, as the bead must seat perfectly onto the rim without causing any damage. Wheels should be checked for damage or rust before mounting as such items may result in a poor fit that is not airtight. In order to assure that there is no damage to the bead area, you should always have your tyres mounted by a certified dealership that knows how to handle tyres made for competition. You should always use a mounting machine when changing a tyre to prevent unnecessary damage to the tyre or wheels. You should always use a safety cage when inflating tyres. Failure to do so may result in serious injury. Do not inflate a tyre to more than 40 psi (275 kPa).

Air Pressure

You should never over- or under-inflate a tyre as this may cause severe damage to tyres and /or rims when accelerating, braking or cornering. Never use tyres with under 19 psi (130 kPa). Remember that the proper pressure depends on the type of race, road surface conditions and driver's needs.

For more information please visit our website
www.yokohama.eu

